

## Endelig resultatliste - Generelt

POA	PIC	Class	No.	Entry	Total	SS1	SS2	SS3	SS4	SS5	SS6	SS7	SS8	SS9	SS10	SS11	SS12	SS13	Penalty
1	1	RC2	2	K. MADSEN M. FELTHAUS	1:23:52.9	03:11.9	06:53.5	03:06.4	06:31.0	11:33.1	07:24.3	11:27.6	07:28.7	04:28.5	07:02.9	04:33.4	06:45.5	06:38.0	---
2	2	RC2	3	M. SØRENSEN E. KRISTENSEN	1:24:17.8	03:17.4	06:57.3	03:16.2	06:25.9	11:37.6	07:25.1	11:43.6	07:27.4	04:35.1	06:51.8	04:39.4	06:39.8	06:38.6	---
3	3	RC2	5	I. KRAGH D. KAMMERSGAARD	1:26:36.8	03:19.6	07:07.7	03:13.5	06:48.8	12:05.7	07:41.1	11:52.6	07:38.5	04:39.9	07:02.6	04:42.8	06:51.2	06:52.4	---
4	1	RC4	6	J. LEUTENBERGER MADSEN L. NEDERGAARD	1:27:26.3	03:15.6	06:47.9	03:11.8	06:38.7	12:07.6	07:39.4	12:17.1	07:49.2	04:44.5	07:12.0	04:55.5	06:57.4	07:05.2	---
5	4	RC2	4	M. GERSAGER O. R. FREDERIKSEN	1:27:52.2	03:15.4	07:09.2	03:16.0	06:44.0	11:59.0	07:49.3	11:49.8	08:33.6	04:40.5	07:23.5	04:42.1	06:45.5	06:59.7	---
6	1	Rally 5 Nat	8	S. ANDERSEN H. DERNOFF	1:31:07.1	03:40.3	07:25.2	03:23.3	07:11.8	12:33.8	08:06.4	12:24.0	08:15.3	05:02.5	07:20.2	04:57.6	07:14.9	07:12.1	---
7	5	RC2	16	T. SØRENSEN H. PETERSEN	1:33:40.0	03:34.2	07:42.0	03:28.2	07:24.8	12:57.6	08:46.6	12:42.4	08:20.4	05:12.9	07:33.0	05:00.6	07:19.8	07:11.7	---
8	6	RC2	14	C. JENSEN M. FASTERHOLDT	1:33:48.8	03:28.0	07:53.1	03:25.9	07:39.6	13:12.1	08:35.4	12:44.2	08:16.4	05:07.4	07:21.8	05:00.9	07:13.8	07:18.2	---
9	2	RC4	11	C. VENNING M. KRARUP KRARUP- HANSEN	1:34:24.5	03:30.9	07:25.9	03:25.0	07:05.2	13:39.0	08:59.2	12:48.6	08:39.3	05:19.2	07:31.6	05:05.8	07:16.6	07:09.1	---
10	1	RC5	29	J. H. JØRGENSEN V. AGE HANSEN	1:38:01.9	03:49.8	08:15.9	03:35.5	07:45.8	13:41.5	08:50.0	13:28.0	08:51.2	05:15.7	07:43.2	05:17.8	07:40.9	07:36.4	---
11	1	Rally 10 Nat	47	H. LEVIN I. LEVIN	1:38:56.9	02:49.9	07:51.7	03:44.2	07:27.2	14:00.8	09:06.2	13:19.0	08:29.2	05:43.4	08:03.8	05:25.4	08:07.4	07:38.6	---

*B.O.C.*  
*Carsten Svendsen*  
*18:32*  
*Carsten Svendsen*



# Endelig resultatliste - Generelt


POA	PIC	Class	No.	Entry	Total	SS1	SS2	SS3	SS4	SS5	SS6	SS7	SS8	SS9	SS10	SS11	SS12	SS13	Penalty
12	1	Rally	37	L. HELIN	1:39:11.3	03:48.2	07:52.3	03:42.3	07:36.8	13:42.9	08:48.9	13:38.3	09:07.9	05:29.1	08:06.3	05:29.3	07:54.1	07:43.1	---
		2 Nat		M. KJELLGREN															
13	2	Rally	49	I. NORDSTROM	1:39:18.7	02:46.9	07:39.7	03:44.0	07:35.4	14:05.9	08:41.1	13:32.5	08:43.8	05:39.4	08:16.3	05:30.1	07:44.1	08:06.4	---
		10 Nat		K. BORHAMMAR															
14	2	RCS	25	L. KARLSHØJ	1:39:38.8	03:38.5	08:06.4	03:34.9	07:41.4	14:04.9	08:57.7	13:36.3	08:53.8	05:21.3	07:56.4	05:20.8	07:50.9	08:14.0	---
				I. KVICK JØRGENSEN															
15	7	RC2	1	J. PETERSEN	1:40:20.8	03:15.5	08:02.0	03:19.3	---	18:42.8	09:21.0	12:27.6	07:56.8	04:45.5	07:07.2	04:50.1	07:02.3	06:46.2	10:00
				J. ANDERSSON KVICK															
16	3	RCS	43	P. BRILL CLAUSEN	1:40:36.2	02:45.4	07:41.5	03:42.0	07:22.8	13:40.4	08:39.4	13:26.8	08:43.9	05:35.1	08:06.1	05:22.2	08:00.8	10:15.2	---
				H. SØNDERGAARD															
17	2	Rally	35	J. JACOBSEN	1:41:46.7	03:50.5	07:56.6	03:47.5	07:44.5	15:01.8	09:01.8	14:03.8	09:11.9	05:37.6	07:47.2	05:33.4	07:47.2	08:13.4	---
		2 Nat		K. FLENSBAK JØRGENSEN															
18	1	Rally	62	F. SØGAARD DITLEVSEN	1:41:56.2	04:20.8	09:45.0	04:03.1	08:57.0	15:05.1	09:40.8	14:35.0	10:28.1	05:58.0	08:46.1	05:58.1	---	08:39.9	---
		6 Nat		CHRISTENSEN P. FOGED															
19	3	Rally	48	T. LAGERSTAM	1:41:56.6	02:53.9	07:54.3	03:51.8	07:34.1	13:45.4	09:21.6	13:43.8	08:48.1	06:14.2	08:21.7	05:32.9	08:06.0	07:52.7	00:50
		10 Nat		P. SVENSSON															
20	1	Rally	39	A. SCHULT	1:42:02.9	03:59.0	08:30.4	03:57.0	07:57.8	13:57.0	09:05.8	14:00.5	09:05.6	05:32.6	08:12.4	05:30.0	08:19.0	07:54.8	---
		9 Nat		K. FINKE															
21	1	Rally	72	C. LINDHARD LARSEN	1:42:25.7	04:06.3	08:05.8	03:47.4	07:40.2	13:59.4	08:59.6	13:55.6	09:23.4	05:34.6	08:50.8	05:38.9	08:14.8	08:15.2	---
		7 Nat		N. GRAMSTRUP															
22	4	RCS	41	E. SØRENSEN	1:42:44.7	02:46.9	08:11.0	03:51.2	08:22.5	14:20.6	09:23.4	13:53.5	09:15.1	05:31.0	08:17.1	05:27.5	08:17.6	07:54.2	---
				A. HØRLYKKE CHRISTENSEN															

18:00 Kenneth Skovde

18:05

Carsten Rask


[Signature]



### Endelig resultatliste - Generelt

POA	PIC	Class	No.	Entry	Total	SS1	SS2	SS3	SS4	SS5	SS6	SS7	SS8	SS9	SS10	SS11	SS12	SS13	Penalty
23	2	Rally 9 Nat	26	M. LUND J. DROST LARSEN	1:43:12.7	03:54.9	08:21.3	03:49.8	07:45.3	13:50.4	08:59.5	13:57.7	09:01.5	05:15.4	10:37.9	05:17.6	08:09.3	08:07.0	---
24	3	RC4	7	O. SAUST P. HOLM RASMUSSEN	1:43:54.5	03:23.1	07:17.7	03:20.0	06:54.4	12:31.8	08:13.5	25:39.6	08:04.6	04:52.5	07:35.3	05:01.0	07:13.7	07:10.4	---
25	2	Rally 5 Nat	42	D. KLEMUND N. EICHENAUER	1:44:09.7	03:00.0	08:15.4	03:42.5	07:42.6	14:24.1	09:41.3	13:55.4	09:21.4	05:37.2	08:31.4	05:32.2	08:27.4	08:58.8	---
26	4	Rally 10 Nat	50	P. JONSSON P. KARLSSON	1:44:15.8	02:56.9	08:27.1	03:52.9	07:54.7	14:17.1	09:19.0	14:10.6	09:33.7	05:47.1	08:20.2	05:46.3	08:19.9	08:27.2	---
27	4	RC4	36	J. CHR PILGAARD C. BJERREGAARD	1:45:45.6	03:47.6	08:14.8	03:40.0	07:40.2	18:29.0	09:14.2	14:00.5	09:12.5	05:25.3	08:00.0	05:30.5	08:03.7	08:14.9	---
28	1	Rally 1 Nat	56	A. KIRKEBY HANSEN N. AAMANN	1:46:08.2	04:29.0	08:38.5	04:16.2	08:07.3	14:15.5	09:13.2	14:23.2	09:17.0	05:54.0	08:33.6	05:49.5	09:17.8	08:22.4	---
29	1	Rally 4 Nat	73	L. ERIK PETERSEN J. SCHUMANN	1:47:05.9	04:14.3	08:52.1	03:57.3	08:17.8	14:57.9	09:39.9	14:27.0	10:11.3	05:38.5	08:26.1	05:49.9	08:34.4	08:13.7	---
30	5	Rally 10 Nat	76	Ø. HANSEN L. HANSEN	1:47:50.4	04:16.0	08:32.2	04:03.3	07:53.9	14:51.9	09:33.9	14:45.7	09:36.6	05:51.7	08:42.5	06:02.4	08:59.6	08:56.7	---
31	2	Rally 4 Nat	30	A. SIERSBAEK R. PALBERG	1:47:54.1	03:46.2	09:09.6	03:34.9	08:20.7	15:04.7	09:38.0	14:26.1	10:30.5	05:38.6	08:11.3	05:36.3	08:59.2	08:44.2	---
32	3	Rally 2 Nat	68	M. LADEFOGED J. TRULESEN	1:48:19.7	04:00.7	08:49.7	03:50.7	08:23.6	14:47.2	09:56.3	14:15.7	10:19.9	05:42.3	08:39.2	05:45.1	09:16.0	08:34.0	---
33	3	Rally 9 Nat	69	H. SCHÜTT G. MARKMANN	1:49:34.6	04:06.9	09:02.8	03:49.8	08:38.9	14:46.9	09:48.2	14:29.2	10:12.1	05:51.0	08:50.8	05:52.7	09:08.6	08:53.6	00:10
34	6	Rally 10 Nat	64	E. CHRISTENSEN S. SVENSSON	1:49:58.5	52:28.0	08:36.6	04:14.8	08:29.8	15:04.7	09:34.8	14:50.9	10:09.4	06:14.7	09:25.0	06:00.5	08:52.3	08:25.0	---

18:00  
*Carsten Skov*  
 18:30  
*Carsten Skov*



### Endelig resultatliste - Generelt

POA	PIC	Class	No.	Entry	Total	SS1	SS2	SS3	SS4	SS5	SS6	SS7	SS8	SS9	SS10	SS11	SS12	SS13	Penalty
35	3	Rally	45	B. ANDERSEN	1:50:04.8	02:57.5	08:52.4	03:48.0	08:05.7	14:46.5	09:34.4	14:17.6	09:29.6	06:01.8	09:26.3	06:11.0	10:05.8	09:25.7	----
		5 Nat		C. LINDGAARD															
36	7	Rally	63	A. ØSTBERG	1:50:22.4	04:16.1	08:50.9	04:05.0	08:34.2	15:06.7	09:55.3	14:26.2	10:35.9	05:59.0	08:33.9	05:51.4	09:28.4	08:55.5	----
		10 Nat		A. SVENSSON															
37	3	Rally	34	V. BOISKOV	1:50:25.9	04:03.3	08:29.5	03:49.3	08:08.5	14:33.9	09:52.0	14:19.7	14:52.4	05:39.3	08:24.8	05:40.2	08:21.4	08:14.9	----
		4 Nat		L. CASPERSEN															
38	8	Rally	67	M. ERICSSON	1:52:31.7	04:23.9	09:13.4	04:06.4	08:45.7	15:27.5	09:51.7	15:17.0	10:36.6	06:01.0	08:52.0	06:10.9	09:09.4	08:50.1	00:10
		10 Nat		J. TORGNV ARVIDSSON															
39	1	Rally	40	R. KJELLERUP	1:52:40.9	02:55.5	09:30.6	04:00.0	08:45.9	15:51.0	10:07.3	15:12.9	10:29.8	05:40.7	08:23.6	05:57.4	09:22.0	09:19.7	----
		3 Nat		S. HAULRIK															
40	9	Rally	65	F. KARLSSON	1:52:56.4	04:37.4	09:00.0	04:09.0	08:28.7	15:46.6	10:02.7	15:05.7	10:22.9	06:06.5	09:10.6	06:06.7	09:36.2	09:00.8	----
		10 Nat		P. ANDERSSON															
41	10	Rally	79	A. KARLSSON	1:53:05.6	04:26.7	08:54.9	04:17.3	08:38.5	15:34.4	09:50.4	15:14.7	10:11.4	06:57.2	09:06.7	06:06.3	09:04.6	08:59.2	00:10
		10 Nat		O. SUNDSTRÖM															
42	1	Rally	74	R. JENSEN	1:53:35.0	04:09.6	09:00.0	04:06.7	08:40.7	15:49.5	10:13.7	15:06.7	10:59.5	05:58.2	08:58.9	05:59.4	09:09.0	09:32.7	----
		8 Nat		K. HANSEN															
43	2	Rally	80	P. PAPE JUELJENSEN	1:57:24.3	04:17.1	09:27.9	03:59.2	08:58.9	15:42.0	10:29.9	16:32.0	10:21.2	05:51.4	09:02.4	06:30.6	10:00.0	10:28.8	----
		8 Nat		R. BRISTOL															
44	2	Rally	81	H. KRISTENSEN	1:58:04.8	04:18.5	09:13.4	03:57.0	08:43.7	15:46.8	10:31.8	15:59.4	11:28.8	06:16.9	09:13.7	06:38.5	09:50.1	10:24.7	----
		1 Nat		J. RYTTER															
45	4	Rally	54	J. PERLOW	1:59:29.2	04:19.6	08:51.4	09:14.1	08:40.5	15:06.2	10:54.9	17:26.9	11:37.6	05:48.8	08:24.4	06:01.4	08:32.0	08:51.0	----
		4 Nat		F. PERLOW															

Side 4 af 7

18:00 Kenneth Sundt

18:30 Carsten Røhl

*[Signature]*



## Endelig resultatliste - Generelt

POA	PIC	Class	No.	Entry	Total	SS1	SS2	SS3	SS4	SS5	SS6	SS7	SS8	SS9	SS10	SS11	SS12	SS13	Penalty
46	11	Rally 10 Nat	77	A. C. FRIESE P. NENNINGER	2:04:23.7	04:39.4	10:19.8	04:25.9	09:29.7	16:29.0	11:06.4	16:18.9	11:29.2	06:27.5	12:45.5	06:49.6	09:14.1	09:28.1	---
47	2	Rally 3 Nat	58	N. WEST C. MELLING	2:06:01.7	04:36.7	09:47.7	04:24.5	11:08.2	17:02.2	11:05.0	16:45.3	11:36.8	06:39.0	10:04.5	06:53.1	10:30.0	10:05.4	---
48	3	Rally 3 Nat	82	M. PILL-GØTTRUP S. KJÆR LARSEN	2:08:51.6	04:29.4	10:43.0	04:07.8	10:04.0	16:38.7	11:08.5	17:22.7	11:30.9	06:09.5	09:55.2	06:58.7	11:51.6	12:21.0	---
-	-	Rally 4 Nat	52	J. JENSEN T. JENSEN	1:31:57.6	04:32.7	09:26.9	04:04.6	08:24.8	15:03.5	09:47.0	14:40.0	10:31.9	05:41.2	08:20.0	05:47.7	---	---	---
-	-	RC4	19	M. FUHLENDORF F. THOMSEN	1:14:59.9	03:30.4	07:40.5	03:33.2	07:18.0	13:37.8	08:44.7	13:01.5	08:29.8	05:12.1	07:22.3	---	---	---	---
-	-	Rally 1 Nat	55	S. ANDREAS MADSEN N. MADSEN	1:23:45.5	04:03.6	08:13.7	03:51.0	07:56.4	14:21.3	09:22.7	14:19.2	09:33.6	05:31.3	10:36.3	---	---	---	---
-	-	Rally 4 Nat	20	J. BENN FREDERIKSEN T. HOLM HANSEN	1:11:24.9	03:54.3	08:21.1	03:41.3	07:56.1	13:43.4	09:40.4	13:19.4	09:23.4	05:19.8	---	---	---	---	---
-	-	Rally 10 Nat	66	T. MALM K. MALM	1:19:57.5	03:14.3	08:53.3	04:25.9	08:21.2	15:49.5	10:09.7	14:51.3	10:18.7	06:07.9	---	---	---	---	---
-	-	RC2	12	M. THERKILDSEN SCHLÜTER M. LADEFOGED	1:00:52.6	03:39.2	07:50.3	03:35.5	07:09.1	13:11.8	08:08.5	12:32.5	08:24.9	---	---	---	---	---	---
-	-	RC5	31	G. MARBOE M. GAMMELGAARD	1:08:48.9	03:53.1	08:40.5	03:48.5	08:09.9	14:39.3	09:28.3	14:33.1	09:29.3	---	---	---	---	---	---
-	-	Rally 4 Nat	27	J. MØRBEK K. BIRK NIELSEN	1:12:14.7	02:57.9	08:31.6	03:46.7	07:55.7	14:01.6	09:14.2	13:49.0	14:55.9	---	---	---	---	---	---
-	-	Rally 3 Nat	32	T. NIELSEN A. CLAUSEN	59:09.9	03:59.6	08:26.4	03:43.0	08:06.0	14:32.5	09:28.5	14:53.5	---	---	---	---	---	---	---

*18:00*  
*Uden navn*  
*Stuv*  
*18:30*  
*Carst*  
*Red*  
*Stuv*




### Endelig resultatliste - Generelt

POA	PIC	Class	No.	Entry	Total	SS1	SS2	SS3	SS4	SS5	SS6	SS7	SS8	SS9	SS10	SS11	SS12	SS13	Penalty	
-	-	Rally	70	S. LIND ANDERSEN J. THOMSEN	59:17.2	04:15.3	08:31.0	03:58.9	08:21.7	14:13.5	09:51.0	13:51.1	---	---	---	---	---	---	---	DNF
-	-	Rally	18	N. AAGAARD JOHANSEN M. AAGAARD JOHANSEN	1:00:42.0	03:33.4	08:06.3	03:24.4	07:31.5	13:34.3	08:45.6	19:19.9	---	---	---	---	---	---	---	DNF
-	-	Rally	53	J. EGHOLM A. MICHAEL FREDERIKSEN	43:46.0	04:02.5	08:21.8	03:51.2	08:06.2	14:18.0	09:08.8	---	---	---	---	---	---	---	---	DNF
-	-	Rally	57	K. STENSHØJ RASMUSSEN B. STRØM ANDERSEN	44:22.7	03:57.5	08:29.5	03:46.4	07:53.0	14:43.2	09:30.6	---	---	---	---	---	---	---	---	DNF
-	-	RCS	46	C. ALGREN JENSEN J. RASMUSSEN	44:56.1	02:53.5	08:34.3	03:44.1	08:06.3	14:43.5	09:47.9	---	---	---	---	---	---	---	---	DNF
-	-	RCS	38	J. BORGAA FISCHER A. SØNDERGAARD	45:25.7	03:52.2	08:55.0	03:46.9	08:10.5	14:43.5	09:49.8	---	---	---	---	---	---	---	---	DNF
-	-	Rally	61	C. ANDRÉ LYKKE FALCK N. BJERRE	46:53.1	04:27.8	09:25.9	04:06.7	08:49.8	14:42.1	09:48.6	---	---	---	---	---	---	---	---	DNF
-	-	Rally	9	S. VALLENTIN P. EGHOLM	29:27.4	03:27.3	07:05.0	03:23.4	06:44.0	12:15.0	---	---	---	---	---	---	---	---	---	DNF
-	-	Rally	59	E. ROSENHØJ M. DUNCAN GRØNBECH	36:58.2	05:25.7	08:49.6	05:04.9	08:31.6	14:32.1	---	---	---	---	---	---	---	---	---	DNF
-	-	RC4	23	K. SØGAARD ANDERSEN M. SAHL CHRISTENSEN	19:21.4	03:53.3	07:59.3	03:48.0	07:34.1	---	---	---	---	---	---	---	---	---	---	DNF
-	-	Rally	28	S. BØGESKOV J. BRØ FISKER	20:01.0	04:09.4	08:35.7	03:45.0	07:40.3	---	---	---	---	---	---	---	---	---	---	DNF

18:00  
Kornødt Svinck

18:30  
Cansken Balle

*[Signature]*



## Endelig resultatliste - Generelt

POA	PIC	Class	No.	Entry	Total	SS1	SS2	SS3	SS4	SS5	SS6	SS7	SS8	SS9	SS10	SS11	SS12	SS13	Penalty	
-	-	Rally 9 Nat	33	B. BODDUM ANDERSEN E. RASMUSSEN	22:33.3	04:02.9	11:16.0	03:46.1	07:31.2	---	---	---	---	---	---	---	---	---	---	DNF
-	-	RC2	15	S. JOHANSEN C. AMSTRUP	11:08.0	03:33.0	07:41.9	03:26.1	---	---	---	---	---	---	---	---	---	---	---	DNF
-	-	Rally 4 Nat	44	B. KARLSSON J. FRANSSON	13:04.6	03:10.9	09:10.6	03:54.0	---	---	---	---	---	---	---	---	---	---	---	DNF
-	-	Rally 4 Nat	21	J. AAGAARD W. POULSEN	07:44.8	03:47.3	07:44.8	---	---	---	---	---	---	---	---	---	---	---	---	DNF
-	-	Rally 2 Nat	22	U. PEDERSEN D. ROSENBERG	08:20.6	03:46.3	08:20.6	---	---	---	---	---	---	---	---	---	---	---	---	DNF
-	-	Rally 10 Nat	75	K. BENGTSSON I. KOLMBACK	09:41.6	04:31.4	09:41.6	---	---	---	---	---	---	---	---	---	---	---	---	DNF

*B.ice*  
*Kenneth Strand*  
*B.ice*  
*Arsten Red*  
*[Signature]*